





**ROBLOX**  
Powering Imagination

According to the Roblox website, 'Roblox is the world's largest interactive social platform for play. For those of you who are unfamiliar with the game, it is a multi-player online gaming platform which allows children to play and create a variety of games in a 3D world. Roblox is free to play and available on all modern smartphones, tablets, desktops, Xbox One, Oculus Rift, and HTC Vive.



AGE RESTRICTION  
**13+**

# What parents need to know about **ROBLOX**



## ROBLOX STUDIO

The Roblox Studio allows users to create their own games and 'worlds' for others to play on the platform. As the games are user generated, it gives users the freedom to potentially include things you do not want your child to be exposed to, for example, weapons, violence and even pornographic content. There are no age restrictions on the games created in the Roblox Studio and to remove games from the platform Roblox relies on people reporting negative/violent content.

## CHATTING & FRIEND REQUESTS

Whilst the games in Roblox are aimed at 8 to 18-year-olds, there are currently no age restrictions for signing up. This means that both adults and young people can play and communicate with each other and send friend requests through the platform. Once a friend request is accepted, this means that they can communicate with each other outside of gameplay.

## ROBUX ONLINE PAYMENTS

When a user creates a game, they earn something called 'Robux', which works as a currency within the platform and enables the purchase of upgrades and memberships. If the created game is of good quality and attracts multiple players and in-game adverts, children have the ability to earn a lot of 'Robux.' Once a user has earned a certain amount of Robux, they can convert this to real cash and withdraw it to a PayPal account. To withdraw money, users need to be over 13, have a PayPal account and have paid for the Roblox premium subscription.



**National Online Safety**

## Top Tips for Parents

**ALERT!**  
Tell your children to be careful and to think twice before they click any random advert or popup. There are a lot of phishing scams that advertise free Roblox etc. with the intent of stealing your child's personal information.

### UNLIST SOCIAL MEDIA ACCOUNTS

Make sure your child's social media accounts are not listed in the settings/account information. If they are, advise them to set them to private or remove them from their account. This will ensure that nobody will be able to find and contact them on their social media platforms outside of Roblox.



### CHECK SHARED INFORMATION

In the account settings, check that your child is not giving away any personal information in their bio/profile. For example, their full name, phone number or snapchat name. If you see that they have, explain why this is potentially dangerous and remove immediately.

### 2-STEP VERIFICATION

Roblox has a great two-step verification security feature which we recommend you enable to add an extra layer of security to your child's account.

### HAVE A CHAT ABOUT 'GRIEFING'

Griefing is when someone purposely upsets another player in a game. This can be done by setting traps, damaging or stealing something from another player, intentionally killing them and generally doing something in the game to spoil their gameplay. Essentially, 'Griefing' is a form of cyberbullying and can be extremely frustrating and upsetting for players.

### RESTRICT PAYMENT METHODS

Roblox is a free to play game, but there are still options to make additional in-game purchases. If you do not want your child to make payments, ensure your card is not associated with their account. If you are happy for your child to make payments in the game, but want to restrict spending, we suggest using a games console gift card. These can be purchased in specific amounts, which will enable you to restrict how much your child spends and removes the need for a credit/debit card to be used with their account.

### DISABLE IN-GAME CHAT

Roblox is great for children to play together and chat to each other. However, if you want to completely turn off in-game chat for your child (meaning they cannot contact anyone, including their friends) you can do so by following these steps: When logged in, go to the Account Settings page by clicking on the gear icon at the top right corner of the page, then click Settings. Next, click on the Privacy tab and under 'Who can chat with me in game?' select 'No one' and this will disable in-game chat!

### IS YOUR CHILD UNDER 13?

Unfortunately, there are hundreds of YouTube videos showing children how to change their age settings on Roblox, so firstly, you should talk to your child to set up some rules/an agreement. There are additional safety features for children under 13, for example having their posts and chats filtered for inappropriate content and behaviour, so it is worth checking that your child has set up their account with the correct age. You can find this in their account settings.

© National Online Safety Ltd

This is not a definitive guide. Please always check with the app's support information to see if your security and privacy concerns are addressed.

[www.nationalonlinesafety.com](http://www.nationalonlinesafety.com)

© 2019 Roblox Corporation. Roblox, the Roblox logo, Roblox, Blox, and Powering Imagination are either registered and/or unregistered trademarks in the U.S. and other countries.

Edit date: 29/05/19



Snapchat is a photo sharing app for mobile phones and tablets. The app allows users to share images, videos and chat with friends through voice call or text message. Users can share images and videos directly to specific friends, or through a 'story' shared with their entire friend list, which documents the previous 24 hours. In a study, Snapchat was ranked the 4th most negative app in terms of having an impact on young people's health and wellbeing, with children feeling that they can use the app Snapchat to "make you look pretty."



# What parents need to know about SNAPCHAT



## EXPOSING YOUR CHILD'S EXACT LOCATION

The 'Snap Map' lets you share your EXACT location in real-time through a map on the app. The user's location updates when the app has been opened on the device. There is a warning on the Snapchat website about uploading images and videos to 'Our Story' stating that "snaps you submit to 'Our Story' can still show up on the Map, no matter which location setting you choose!". When uploading to 'Our Story', your child's image or video could appear in "Search results and Stories on or off Snapchat - today or in the future."

## ADDICTIVE SNAPSTREAKS

'Snap Streaks' are gained when snaps have been sent back and forth consecutively between friends. The longer that snaps are sent between users, the longer the streak becomes. Furthermore, Snapchat rewards users who have achieved high Snap Streaks, by gifting emojis, adding incentives for users to keep the streaks. Children invest time into making their streaks as long as possible, which can put an incredible amount of pressure on both themselves and their friendships.

## SEXTING

While Snapchat's gimmick is that all photos, videos and text disappear eventually, users still have the capability to screenshot or record anything which has been sent to them. Users may sometimes forget that screenshotting is possible and send a compromising image or message to somebody who they think they trust. Due to 'Snaps' disappearing, (users can even send a one-second photo or video), Snapchat has become the chosen platform for children and young people to send sexually explicit images or 'selfies'. Once a photo/video has been screenshotted, or recorded using another device or software, this can lead to further dangers, such as blackmail and cyberbullying.

It is illegal to make, possess, download, store and share sexual images, photos and videos of a person under the age of 18. This also includes any sexual images, photos and videos that a child may have taken of themselves. However, if a young person is found creating or sharing images, the police can choose to record that a crime has been committed, but taking formal action isn't in the public interest.



## EXTRAS TO MAKE YOU STAY


Aside from taking photos and videos, Snapchat has other elements to keep users coming back for more. 'Snap Games' is a feature within the app where users can play minigames with others on their friends list. The games function is easily accessed by tapping on the rocket button during a conversation. Another feature on the app is 'Snap Originals', which allows users to watch content created by Snapchat, celebrities and other accounts, including a mixture of comedy shows, drama, news and more. These features are designed to encourage users to stay on the app, which may be quite addictive.

## DAMAGE TO CONFIDENCE

Snapchat's selection of filters and lenses are seen as a great way to enhance your 'selfie game'. Although the filters are often created to promote entertainment and humour, using the 'beauty' filters on photos can set unrealistic expectations and create feelings of inadequacy. Children may strive for admiration and appreciation by sending these 'edited' photos to their friend list. Judging themselves against other users on the app might threaten their confidence or self-worth.



## Top Tips for Parents



### THE RISKS OF SEXTING

It can be slightly awkward talking about this topic with your child, but if it helps them protect themselves, it is worth it. Talk to them about the consequences of sexting and make sure that they're aware of the risks. Ensure your child knows that 'Snaps' can be screenshotted. Teach them that if they post anything potentially embarrassing or harmful (either of themselves or someone else) it can have severe consequences as the message, image or video can be shared further.

### REPORTING A STORY, LENS, FILTER, SNAP OR MESSAGE

If your child comes across inappropriate Snapchat content sent directly to them or in another person's story, advise them to report it immediately. This may include an inappropriate lens, filter, message or snap. To report an offensive lens, they should open the app and select the lens they want to report. An info button will appear above the lens. Click this, followed by the flag icon. This will send a report to Snapchat for further investigation. Reports can also be made on the Snapchat support website: [support.snapchat.com](http://support.snapchat.com).



### USE 'GHOST MODE'

We highly recommend enabling 'Ghost Mode' on the app so that your child's location will no longer be visible to anyone on the Snap Map. To enable this, go onto the Snap Map and tap the cog in the top-right corner. Here, change the setting to 'Ghost Mode'.

### HOW TO DELETE A MESSAGE

Advise your child never to send any negative messages (or images through gallery in the chat on the app) as screenshots can still be taken. You should also advise your child to screenshot any negative comments they receive as the sender can also delete them. To delete a message, simply press and hold the sent message and press delete.

### TURN OFF 'QUICK ADD'

'Quick Add' helps friends find each other on the app. This is based on mutual friends or if their number is in their phone book. Explain to your child that this feature can open up their profile to strangers. We highly recommend that your child turns off the 'Quick Add' feature. This can be done in the settings.

### RESTRICT STORY VIEWS

Your child can add videos and images to their 'Story' throughout the day which will last for 24 hours. By default, anyone in a user's friends list can see their story. We recommend checking the privacy settings to ensure that this has not been edited. This can simply be done in the app's settings under the 'Who Can View My Story' section. The options to choose from are 'My Friends', 'Everyone' or 'Custom' - we suggest that it is set to 'My Friends'.





AGE RESTRICTION  
**13+**

Twitter is a social networking site where users can post 'tweets' or short messages, photos and videos publicly. They can also share 'tweets' written by others to their followers. Twitter is popular with young people, as it allows them to interact with celebrities, stay up to date with news, trends and current social relevance.



# What parents need to know about Twitter

**TWITTER TROLLS**  
A 'troll' is somebody who deliberately posts negative or offensive comments online in a bid to provoke an individual for a reaction. Trolling, can include bullying, harassment, stalking, virtual mobbing and much more; it is very common on Twitter. The motive may be that the 'troll' wishes to promote an opinion or make people laugh, however, the pragmatics of what they post could be much more damaging, posting anything from racial, homophobic or sexist hate. Trolling can lead to devastating consequences for some victims.

**INAPPROPRIATE CONTENT**  
Twitter gives users the opportunity and freedom to post their personal thoughts and opinions, meaning they can pretty much post anything they want despite restrictions on the platform. Swearing and inappropriate language is allowed if it does not violate the rules. If your child sees any inappropriate content, they might feel the need to replicate it at home or amongst their peers. Additionally, there are also a number of unofficial pornographic profiles on the platform that can easily be found and viewed without restrictions.

**FAKE PROFILES**  
Fake Twitter accounts are made to impersonate a person, celebrity or public figure. As the accounts are not endorsed by the person they are pretending to be, they can often be used to scam or take advantage of young people who think that they're the real deal.

**FAKE NEWS**  
The speed in which 'tweets' are shared on Twitter can be unbelievably fast, meaning that fake news can often be circulated across the platform very quickly. Fake news articles and posts can often be harmful and upsetting to young people and those associated with the fake news. In addition to this, it's very easy for people to quickly and unexpectedly retweet a tweet posted by your child, meaning there is no going back.

**HIJACKED HASHTAGS**  
One of the most commonly used aspects of Twitter is the hashtag (#) - these allow users to easily search for specific trends, topics or subjects. However, due to the astronomical number of Twitter users, many hashtags can have different intentions. One person may use a seemingly innocent hashtag, and before you know it, hundreds of people could be using the same hashtag for something inappropriate or dangerous that your child shouldn't be exposed to. This is common with 'trending' tweets, as people know that their tweet will be seen by a greater number of people.

**MEMES NORMALISING RACISM, SEXISM AND HOMOPHOBIA**  
Twitter is a popular platform for sharing Internet memes, helping to make concepts or ideas go viral across the Internet. However, despite most memes being innocent and harmless, some often include sexist, racist or homophobic messages. Although they are typically sent as a joke, this type of content is contributing to the normalisation of topics including racism, sexism and homophobia.

**PROPAGANDA, EXTREMISM & RADICALISATION**  
Social media offers a continuous stream of real-time coverage of extremist activity. Twitter is one of the many platforms that is exploited by extremist groups to help promote violence, radicalise and recruit people to support their cause. These groups cleverly target vulnerable victims, often young people, and find a way to manipulate them into supporting their beliefs.

**EVERYONE HAS ACCESS**  
Twitter has over 335 million monthly active users across all age groups. When a user signs up, tweets are public by default, meaning anyone can view and interact with posts instantly. Your child may change their mind about a tweet they have posted but even if they delete it, there's always a chance that someone can screenshot, retweet it or post it onto another platform.



## Top Tips for Parents

**CHECK ACCOUNT SETTINGS**  
We strongly advise that you thoroughly check your child's privacy settings. To take away some of the fear of your child's tweets being shared by anyone, you can always make their account protected. This means that anyone who wants to view what your child has posted, it requires approval from them. In addition to this, you can change the settings so that they cannot receive 'direct' messages from anyone on the platform and that their location is not shared.

**BLOCKING & REPORTING**  
If a particular account is causing your child trouble on Twitter, whether it's cyberbullying or upsetting content, you can simply block and report them. Blocking them will help to prevent them from viewing, messaging or following your child, and vice versa. Reporting an account will alert Twitter to investigate the profile.

**MUTING ACCOUNTS**  
The 'mute' feature allows your child to remove an account's tweets from their timeline without unfollowing or blocking them. This means your child will stop getting notifications about a particular conversation but can still view it in their timeline. This can be useful if they are friends with someone but don't really like what they share. The other user will not know that they have been banned.

**TWITTER TROLLS & THE LAW**  
From 2016, the CPS were able to exercise new laws that could see those who create 'derogatory hashtags' or post 'humiliating' photoshopped images jailed. They also announced the launch of a hate crime consultation, issuing a series of public policy statements centred on combating crimes against disabled people, as well as racial, religious, homophobic and transphobic hate crime. It's important your child knows about building a positive online reputation, as well as showing respect for others online and offline.

**SENSITIVE CONTENT**  
By default, if Twitter has found a tweet that 'may contain sensitive content', Twitter will hide the content in the news feed and you will be shown a warning that states the content is sensitive. You then have the option to view it or not. This gives a chance for you to moderate potentially harmful images/videos before your child sees them. Unfortunately, some content may slip through the cracks and will be shown in the news feed. So, if you do see any sensitive content, you can report it. Twitter should then inspect the tweet and decide whether they deem it to be 'sensitive'.

**MUTE HASHTAGS & PHRASES**  
Within the account settings, you have the ability to block certain words, hashtags or phrases from your child's timeline or notifications (e.g. swear words, inappropriate phrases, emojis, etc).

**TURN OFF VIDEO AUTOPLAY**  
'Autoplay' is a feature that automatically starts playing a new video seconds after another one ends on the platform. To avoid your child going from watching something innocent and harmless to something much more graphic or disturbing, you can turn this feature off in the settings and easily moderate the videos your child watches before they see them.

**CONVERSATION & MONITORING**  
We always promote that you have regular open conversation with your child about their online activity, ensuring that they understand what healthy relationships are, what respect is and how to be sensitive towards others' feelings. It's also important to monitor what they're doing online, including what they use the platform for, who they are talking to, and if they are viewing/taking part in anything that they shouldn't be. Discuss the dangers of the online world, such as fake news and online bullying - why do people involve themselves in these activities and what your child can do to prevent them.

**TWITTER LISTS**  
Twitter lists allow your child to create other feeds besides the main timeline that only include certain accounts - this is a great way to segment followers based on common topics and interests.



**SOURCES:** Sources: <https://help.twitter.com/en/using-twitter/blocking-and-unblocking-accounts> | <https://help.twitter.com/en/safety-and-security/twitter-location-services-for-mobile> | <https://help.twitter.com/en/managing-your-account/two-factor-authentication> | <https://help.twitter.com/en/using-twitter/advanced-twitter-muteoptions> | <https://help.twitter.com/en/safety-and-security/public-and-protected-tweets> | <https://www.statista.com/statistics/493795/twitter-most-retweeted-posts/> | [Smallbiztrends.com: 'What is Hashtag Hijacking?'](https://smallbiztrends.com/2013/06/what-is-hashtag-hijacking-2.html) | <https://smallbiztrends.com/2013/06/what-is-hashtag-hijacking-2.html> | [Christiededman.com: '5 things you should know about hashtags, and your kids!'](http://christiededman.com/5-things-you-should-know-about-hashtags-your-kids/) | <http://christiededman.com/5-things-you-should-know-about-hashtags-your-kids/>

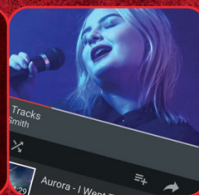


**National Online Safety**  
A whole school community approach to online safety  
[www.nationalonlinesafety.com](http://www.nationalonlinesafety.com)  
Email us at [hello@nationalonlinesafety.com](mailto:hello@nationalonlinesafety.com) or call us on 0800 368 8061

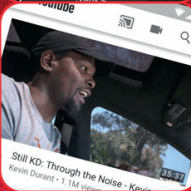




YouTube is a video sharing site/application that enables you to upload, view, rate, share and comment on a wide variety of videos. Consisting of a huge resource of information, advice and entertainment, YouTube now has 1.9 billion logged-in monthly users who watch a billion hours of video daily. Most of the content on Google-owned YouTube is uploaded by individuals, but organisations and media companies also offer some of their content via this platform.



**AGE RESTRICTION**  
**13+**



# What parents need to know about YouTube

**SPENDING A PREMIUM**  
YouTube Premium (formerly YouTube Red) is a new paid streaming subscription service in the UK offering a three-month free trial to tempt viewers into a £12-per-month plan. This includes the ability to download videos, stream videos with the app in the background, gives exclusive access to original content and a separate music streaming service and gaming app.

**SHARING VIDEOS**  
As well as watching videos, many children are keen to share their own videos online, emulating their YouTube heroes, such as Stampy or DanTDM. However, if they post something on YouTube, they may later regret it or feel embarrassed about what they have shared. There is also a risk that they will receive hurtful or negative comments regarding not only their content, but also their appearance. YouTube's comment section is infamous for being one of the most opinionated on the Internet.

**AGE-INAPPROPRIATE VIDEOS**  
As YouTube is the biggest video sharing website in the world, there is content available for all ages, meaning that some content will not be appropriate for your child. If you think that content is unsuitable, there is a flagging feature to submit it for review by YouTube staff, but you will need to be aware that just because video is not appropriate for a younger audience, it may not violate YouTube's policies. YouTube has mechanisms in place to automatically remove explicit and harmful content, yet offensive content may still slip through.

**DANGEROUS 'CHALLENGE' & VIRAL VIDEOS**  
On YouTube, 'challenge videos' are shared quickly and can be very dangerous. One person may post a video of themselves doing something unusual like eating a hot chilli or jumping in a river and before you know it, the video goes viral and everyone wants to join in and share their videos. The speed in which challenge videos spread across the Internet makes it difficult to keep up with the latest ones.

**IN-APP MESSAGING**  
When your child is logged into their Google account and browsing the YouTube website, they can share and talk about videos with their friends using the chat bubble. This can be found at the top right of the desktop site or through in-app messaging on their mobile or tablet. When they tap on the 'Friends' icon, they have a list of suggested people from their contacts - which can be any contact they've had on Google or somebody who has sent them an invite link.



## Top Tips for Parents



**TURN ON 'RESTRICTED' MODE**  
'Restricted Mode' is an optional setting you can use to help screen out potentially mature content. You may prefer your child not to see. Restricted Mode works on the browser or device level, so must be turned on for each browser or device your child uses. To do this, follow these steps:

**Desktop:**

- Go to the bottom of any YouTube page and switch 'Restricted Mode' to 'ON'.
- To make it more difficult for this to be turned off, you will be given the option to lock restricted mode onto your browser.

**Mobile:**

- Tap the three vertical dots at the top-right of the screen and press, 'Settings'.
- Click on 'Restricted mode filtering'.
- Press 'Restrict'.

Please note that you can't 'lock' restricted mode on a phone in the same way that you can on a desktop. You will need to turn this on each time your child uses it.

**BLOCKING ACCOUNTS**  
When using YouTube, there may be instances where your child receives negative comments. If somebody's giving your child a difficult time, here's how to block them and prevent future comments and replies:

- Click on 'About'.
- Go to their channel/account by clicking on their name.
- Tap the dropdown box with an image of a flag on it.
- Press 'Block user'.
- Tap 'Submit'.

**OPT FOR A FAMILY PREMIUM PLAN**  
A YouTube family Premium plan may be a cost-effective option if you have more than one child. For £17.99 a month, it allows you to share a YouTube paid membership with up to five other family members - aged 13 and older - living in the same household. As the account holder, or family manager, you must create a Google family account.

**CREATE A FAMILY GOOGLE ACCOUNT**  
By having a shared family Google account, checking the history will enable you to see exactly what your child is watching and sharing on YouTube. To see the history on a computer, on the right-hand menu under the library section, click 'History'. On mobiles, the viewing history can be found by clicking on the 'Library' tab.

**MONITOR WHAT YOUR CHILD IS WATCHING/POSTING**  
The only way to truly know what your child may have been watching is to regularly monitor them. You can do this by checking their viewing history. YouTube videos can also be easily downloaded, so it is important that your child understands the associated dangers of content they are uploading and that it could harm their online reputation in the future. Show them how to set their videos to private or choose a small network of YouTubeers to share with. To get started, your child can use YouTube Studio which offers learning modules on creating a YouTube channel, however, you should encourage them not to use their real name.

**MANAGING IN-APP MESSAGES**  
If your child is accessing YouTube via your account, bear in mind that they may be contacted by Google contacts who are complete strangers to them. You can remove someone from the suggested contacts list by pressing and holding the person's name and tapping on the red 'x'.

**YOUTUBE KIDS - PARENT APPROVED CONTENT**  
On the YouTube Kids platform, parents can now handpick videos and channels for their children to view, giving parents and guardians full control over what their children view on the app. Simply enable the feature within the account settings and select 'approved content only'. It's important to note that this feature is only currently available on Android devices.

**DIGITAL WELLBEING**  
YouTube has launched a tool called 'Time Watched' that allows you to see how long has been spent on the platform. Once you have discovered how much time has been spent on the app, there is the option to set a time limit. Once the limit is reached, a reminder will pop up on the screen. You can also disable sounds and vibrations to help resist the urge to check for notifications.

**YOUTUBE GAMING**  
YouTube has created its own destination for gamers, which highlights the top gaming videos from the user's subscriptions, including live streams. There are hundreds of YouTube accounts which show other people playing and commenting on games. These are called 'Let's Play' videos. While YouTube can be a great resource for hints, tips and news for games, it is a good idea for parents to keep a close eye on what YouTube's are posting. Often, the games they are playing will contain strong language and violence. A few examples of popular YouTube gamers for you to have a look at are:

- Stampy
- Yogscast Lewis & Simon
- PewDiePie
- EthanGamer
- Markiplier
- PopularMMOs
- CaptainSparklez
- Jacksepticeye
- LTCorbis
- Dan TDM

SOURCES: <https://www.thesun.co.uk/tech/6702517/youtube-porn-videos-robllox-sex-games-watch-online/>, <https://www.youtube.com/watch?v=x-front996M>, <https://www.youtube.com/watch?v=L2xuy7hc-hc>, <https://www.dailymail.co.uk/news/article-5126833/terrifying-truth-child-watches-YouTube.html>, <https://www.todayparent.com/family/crazy-youtube-challenges-kids-are-doing/>, <https://www.youtube.com/watch?v=4yek0Jb0sBg>, <https://ocalboca.com/magazine/common-sense-media-youtube/>, <http://familytech.com/so-your-kid-wants-to-start-their-own-youtube-channel/>, <https://www.laptopmag.com/articles/block-someone-youtube>, <https://www.youtube.com/intl/en-GB/yt/about/brand-resources/#logos/icons/colors>, <https://www.commonssensemedia.org/blog/popular-youtube-gamers-kids-cant-get-enough-of/>



There's a very good chance you've heard of Fortnite, but what exactly is it? And why is it so popular amongst young people? Fortnite is an online multiplayer "battle royale" game developed by Epic Games, and is playable on Playstation 4, Xbox One, Nintendo Switch, PC and mobiles. It gained popularity in late 2017 and has since become the biggest game in the world, thanks to its rapid and engaging gameplay. As with most games, Fortnite itself is a highly enjoyable and safe experience, but it pays to be vigilant, as the safety is not water tight.



# What parents need to know about FORTNITE BATTLE ROYALE



## BATTLE ROYALE

Battle Royale games have become very popular over the last couple of years, and most tend to follow a very similar setup. Taking Fortnite as an example, 100 players drop into a map, loot buildings for weapons and armour and attempt to beat all the other players to be crowned victor at the end. If you've ever seen the Hunger Games movies, you'll have an idea of what this entails. Each game can take up to 20 minutes (assuming you last to the end) and can be restarted relatively quickly once 100 free players have been found.



## IS FORTNITE ADDICTIVE?

Fortnite is at the forefront of gaming addiction discussions because it is so popular with young people. But whether it actually contributes to gaming addiction is up for debate. WHO (World Health Organisation) have classified gaming as a legitimate addiction, but this is not solely a concern with Fortnite. Signs of addiction can include irritability when not playing, lying about the amount of time played and a preoccupation with thoughts of the next gaming session. Realistically, it must be down to parents and carers to recognise these symptoms and act accordingly if they think they are developing.



## FREE TO PLAY... OR IS IT?

While Fortnite is technically free to play (in that you can download and play it without paying) it does come with the caveat that spending money on things like skins and emotes in-game is heavily pushed to players. The currency used in-game is called V-Bucks and can be bought with real money through the game's online store. It's worth remembering that these purchases are absolutely not necessary, are cosmetic only and that V-Bucks can be earned in-game with enough play time.



## SEASONAL UPDATES

Every 10 weeks or so Fortnite is updated with a new season. This essentially adds new things like skins and emotes to the game, while also sometimes changing up the game map in interesting ways. These seasons are free to everybody and don't require additional money to play, though battle passes for each season can be bought with V-Bucks. A battle pass will typically allow a player to earn experience faster and gain fun in-game items by completing a host of daily challenges.




## CROSSPLAY IS AVAILABLE

One of the wonderful things about Fortnite is that it can be played cross-platform. This means that no matter what platform a person plays on (PC, Playstation 4, Xbox One etc) they can play with friends who own the game on a different platform. To do this, an Epic Games account must first be created online (which is free) and then linked with your platform account. Doing this removes the age-old boundary of not being able to play together because you don't have the same console and opens up a whole new world of playing online with friends.



## IS FORTNITE VIOLENT?

Fortnite has been rated by the ESRB (Entertainment Software Ratings Board) as teen, as it contains cartoony violence and the weapons and acts depicted in the game are some way removed from their real life inspirations. Characters don't draw blood when shot and instead of dying, they are simply beamed up off the map. Naturally, players younger than the recommended age limit will want to play the game and that should be at the discretion of parents and carers.



## Top Tips For Parents



### BUYING V-BUCKS

As mentioned, Fortnite does contain in-game purchases and microtransactions in the form of V-Bucks which can be bought with real money. If you do decide to let your young one spend money in the game, be sure to delete your card information afterwards as it can be very easy to purchase more items at the press of a few buttons. It's important to set a limit on any purchases (as mentioned they are absolutely not necessary to play the game) and a suggestion would be capping the spending at around £50 - this is the normal retail price of a game.



### GAMING WITH STRANGERS

Fortnite Battle Royale is an online game, and as such, there is a chance that young children could come into contact with strangers who are randomly placed into their groups in a game. It's difficult to predict what another person might say or do in a game, so it's a good idea for friends playing together, to be grouped together. The only real countermeasure to interacting with strangers offered by Fortnite is to turn off all mic communications, which can be done in the game's settings. Using outside chat apps, like Skype or Discord while playing, is a great way to make sure you know who you're talking to and that nobody else is listening in.



### LIMIT TIME, BUT BE FLEXIBLE

A game of Fortnite can last up to 20 minutes, so be flexible when it's time to put it away. The approach of 'one more game' as opposed to '10 more minutes' will stop any complaints that a match is still ongoing. Better still, play with your child and take it in turns; that way you're helping control the time played and can keep an eye on what they're experiencing.



### TALK TO OTHER PARENTS / CARERS

If you're concerned about play time or spending money in the game, talk to other parents and carers of your child's friends. If you approach as a collective, it will be easier to know when their friends are online and you don't have to worry about who they're playing with. It can also help curb expectations on spending money on battle passes and skins if you stick together.



### CAN DEVELOP SOME IMPORTANT SKILLS

It's often overlooked just how good gaming can be for young people. Fortnite encourages team play, quick and complex problem solving and communication; that's not to mention the lightning fast reflexes gamers can develop. While taking breaks to do other activities is of course important, there are benefits to screen time which might not be immediately obvious.



### PLAY THE GAME YOURSELF


There's no substitute for sitting down and playing the game yourself to learn all about it. Fortnite is available for free on almost anything you can imagine, even your smartphone, so there's never been a better time to get involved and see what all the fuss is about. You never know, you might even be able to impress your children when you show them your impressive Victory Royale tally!

### Meet our expert

Mark Foster has worked in the gaming industry for 5 years as a writer, editor and presenter. He is the current gaming editor of two of the biggest gaming news sites in the world, UNILAD Gaming and GAMING Globe. Starting gaming from a young age with his siblings, he has a passion for understanding how games and tech work, but more importantly, how to make them safe and fun.



<https://www.theguardian.com/games/2018/mar/07/fortnite-battle-royale-parents-guide-video-game-multiplayer-shooter>, <https://www.psychguides.com/behavioral-disorders/video-game-addiction/>, <https://www.polygon.com/2018/3/23/17146848/cross-platform-crossplay-ps4-xbox-pc-switch-ios-mobile-enable-friends-compatible-matchmaking?OIE7d>, <https://www.esrb.org/ratings/34948/Fortnite/>



Minecraft is played by millions of children around the world, who can use their imagination to build three-dimensional worlds with virtual building blocks in a digital, pixelated landscape. It is classed as a 'sandbox game' which means players have the freedom to build their own creations with 'blocks' they collect and also have the opportunity to explore other people's creations with their characters. Players can choose from thousands of different 'servers' to join, which are created by other players, making every experience of Minecraft unique.

Minecraft has approximately **74m** users each month

AGE RESTRICTION **10+**

# What parents need to know about MINECRAFT

**GROOMING**  
The majority of users who play Minecraft are children, making it an 'appealing' gateway for groomers. It has been reported that some users have created worlds in Minecraft to lure young people into a conversation to ask for explicit photos. There have even been more serious cases in which children have been persuaded to meet these people in real life.

**CYBERBULLYING & GRIEFING**  
In multiplayer mode, there is a live chat feature which allows players to talk to other players through text. The chat functionality includes basic filtering to block out external links and offensive language being shared, but this varies between each server. Griefing is when someone purposely upsets another player during the game. This can be done by ruining somebody's creation or generally doing something to spoil gameplay for another. Essentially, 'Griefing' is a form of cyberbullying and can be extremely frustrating for players.

**COMMUNICATING WITH STRANGERS**  
There are thousands of servers to choose from in Minecraft which are a single world or place created by the public, allowing users to play the game online or via a local area network with others. No two servers are the same and each server has its own individual plug-ins which are controlled by the creator. This means that some servers will allow communication with strangers.

**VIRUSES & MALWARE FROM MODS**  
There are several websites that offer downloadable 'mods' which modify gameplay in a number of different ways. Most of the mods will be safe to use, but as they have been created by the public, they will often contain viruses that can infect your child's device and potentially try and find personal information from you or your child.

**AGE RESTRICTION & 'FANTASY VIOLENCE'**  
According to the ESRB 'Entertaining Software Rating Board', Minecraft is suitable for users aged 10+. Due to its 'Fantasy Violence', the ESRB states that the rating has been given as 'players can engage in violent acts such as lighting animals on fire and harming animals with weapons. Mild explosions are occasionally heard as players use dynamite to fend off creatures and mine the environment.'

**CHILDREN MAY BECOME ADDICTED**  
As with other games, Minecraft is a game where players can keep returning, with constant challenges and personal goals to achieve. Children may find it difficult to know when to stop playing, becoming absorbed in the game and losing track of time.



## National Online Safety Top Tips for Parents

**DISABLE OR MODERATE CHAT**  
To avoid potentially inappropriate comments in a live chat, you can follow these steps to turn live chat off: 1. Select 'Options' 2. Toggle the Chat button to 'Hidden' or 'Commands Only'. Bear in mind that the chat feature is also where your child can enter commands during the game, so this may limit their game play.

**MONITOR YOUTUBE TUTORIALS**  
Many Minecraft users turn to YouTube for video tips on improving their gameplay and discovering new techniques. Although many videos are age-appropriate, some include sexual references and bad language. We suggest watching Minecraft tutorial videos together with your child. If your child is under the age of 13, we suggest installing 'YouTube Kids' which provides a safer platform for children to find the content they want, safely.



**SCAN 'MODS' FOR MALWARE**  
Minecraft 'mods' add content to games to give more options to interact and change the way the game looks and feels. But while 'mods' can bring fun for a child, it's important to consider that downloading and installing 'mods' could potentially infect their device with a virus or malware. In 2017, security company Symantec said that between 600,000 and 2.5 million Minecraft players had installed dodgy apps, which hijacked player's devices and used them to power an advertising botnet. Install a malware scanner on every device that your child plays Minecraft on, and make sure it's up-to-date.

**PLAY IN 'CREATIVE' OR 'PEACEFUL' MODE**  
Even though the age limit is 10+, Minecraft can be quite overwhelming at times, especially for younger players or SEND children. We suggest limiting your child to play in 'creative mode' or 'peaceful mode' which takes away the survival element and removes the 'scariest' monster/zombie characters.

**SET TIME LIMITS**  
With 'Gaming Disorder' becoming an official health condition, we suggest setting a reasonable time limit when playing Minecraft. Parents can use parental controls on devices to limit the time a child is playing games. It is worth having a conversation with your child to understand what 'mode' they are playing on the game. This may help you decide on how much time you would like them to spend playing on it. For example, a mini game will have an 'end', but this will depend on how long the game creator has made the game last. In 'survival mode', the game has no end as there is no goal to be achieved other than the child's own e.g. after they have built something.

**CHOOSE SERVERS CAREFULLY**  
Advise your child to only enter servers with people they know and trust to protect them from engaging in conversation with strangers. Your child can also create their own multi-player server and share this with their friends to join in which is safer and more controlled than joining a stranger's server.

Sources: <https://minecraft.net/en-us/article/minecraft-multiplayer-server-safety>  
<http://parentinfo.org/article/staying-safe-on-minecraft>  
<https://www.bbc.co.uk/news/uk-wales-38284216>  
<https://support.xbox.com/en-GB/xbox-one/security/cannot-change-my-privacy-settings-1>  
<https://lifehacker.com/a-parents-guide-to-playing-minecraft-with-your-kids-1788022798>  
<https://www.mirror.co.uk/tech/new-minecraft-game-needs-caution-11251242>  
<https://www.mirror.co.uk/news/uk-news/paedophiles-using-online-computer-games-1023355->  
<https://minecrafttoys.com/is-minecraft-dangerous-for-kids-a-parents-guide>  
<https://beahnieman.com/4-fabulous-family-friendly-minecraft-servers/>  
<https://www.howtogeek.com/289985/how-to-set-up-minecraft-so-your-kids-can-play-online-with-friends/http://minemum.com/chat-servers>

THIS IS AN INDEPENDENT ONLINE SAFETY GUIDE AND IS NOT AN OFFICIAL MINECRAFT PRODUCT. THIS GUIDE HAS NOT BEEN APPROVED BY NOR IS IT ASSOCIATED WITH MOJANG  
 © National Online Safety Ltd  
 This is not a definitive guide. Please always check with the app's support information to see if your security and privacy concerns are addressed.  
[www.nationalonlinesafety.com](http://www.nationalonlinesafety.com)



Facebook is an online social media platform that has over 2 billion users across the globe. It was initially for university students but soon expanded out and since 2006, anyone over the age of 13 is able to join the platform. It is available on all devices from your desktop and laptop computer to smartphones and tablets. Users can add photos and videos, update their status, interact with others and catch up with the latest news. Despite requiring users to be over 13, there are no age verification measures and children can easily create an account. It's therefore important that parents familiarise themselves with the main features of the platform to ensure their young ones remain safe if and when they use it.



# What parents need to know about FACEBOOK



### ADDICTIVE NATURE

Facebook can be hugely addictive as it offers a physiological high and a quick reward cycle which comes from the likes and comments on shared posts. Communication is so instant now that teenagers are always checking, and it can sometimes feel like self-worth. This keeps children going back, encouraging them to post things and also increases the Fear Of Missing Out (FOMO) that is commonplace today. On the flip side, because of the way teenagers interact these days through Facebook and Facebook Messenger, they can seem addicted even when they're not.

### CYBERBULLYING

Around a quarter of children have experienced online abuse, according to Ofcoms 2019 'Online Nation' report. Figures show that 23% have been cyberbullied, 39% subjected to abusive language and a fifth have been trolled. On Facebook, teenagers can receive communication in a number of ways, from private messages in Messenger to public comments on profiles, pages and posts to pages or groups set up just to torment a victim. Exclusion from pages or groups to cause the victim to feel left out has also been seen.

### FUTURE IMPACT

Regardless of age, anything that's posted on Facebook, or other social media platforms, develops a personal brand and leaves a digital footprint that is there forever. It can be difficult to explain the consequences but many universities (and employers) look at Facebook before making a decision on accepting people. It is therefore wise to always think twice before posting anything online you wouldn't want people to hear or see offline.

### STRANGERS/FAKE PROFILES

Generally, people are who they say they are online. That said, much like the real world, Facebook isn't free of malicious users and children have received friend requests from people they don't know, including individuals who may look to take advantage of young and impressionable children.

### OVERSHARING

Facebook encourages you to share "what's on your mind" but children need to be aware of what they're revealing about themselves online. Facebook allows users to share their location, create live videos and much more. Some photos can be traced using file data, too, so it's important to keep a tight group and share only with people you know.

### INAPPROPRIATE ADS

While Facebook is getting ever stricter on the content of ads and who they are targeted to, there is still the chance that children could be subject to ads during their experience on the platform. This could be innocuous but is worth bearing in mind when using the app.

### LIVE STREAMING

Facebook Live provides users with the ability to stream video live-time to their friends and followers or watch other people's broadcasts live. During the video, people can react and comment and it's difficult to moderate the content given everything happens in real-time. This could mean your child is exposed to inappropriate material or worse still, could be cajoled into doing something online by others which they wouldn't normally do.

### PRIVATE MESSAGING

Facebook Messenger is closely linked to your Facebook profile and provides the ability to share private messages away from friends and family. It is therefore important that parents ask their children who they are communicating with and ensure that the only people they are exchanging messages with are people that they also know in real life.



## Safety Tips For Parents

### MAKE PROFILES PRIVATE

Within the settings of a Facebook account, you can choose whether a profile is public or private. Make sure that your child's setting is switched to private. This way they will only be able to interact with friends and people they know within the platform.

### LEAD BY EXAMPLE

Show your children how and why you use Facebook. This will help to demonstrate that it can be used safely when used in an appropriate manner and help to reduce the risk of them encountering harmful content.

### SHARE DEVICES

Depending on the age of your children, it's worth considering letting them use Facebook from a general family iPad or laptop. This allows them to use it without being constantly connected everywhere they go and may give you more reassurance around what they are doing on the app.

### REPORT VIOLATIONS

On Facebook you're able to hide people or groups and report things that are harmful. Make sure you spend some time to show your children how this works and why it's important to do so before they start spending serious time on the platform.

### RESPECT BOUNDARIES

As with anything, there are potential risks and dangers on Facebook but once you've talked about the ideas of safety on the platform, give children some space. Trust them to make smart choices but always be open to talking about social media.

### CHECK-IN

Once they've had some time to use the platform, don't be afraid to check in and see if there's anything on Facebook they'd like to discuss. This isn't always easy but being open with your children is the best way to deal with any issues head on.

### Meet our expert

Alex Wright is a former Facebook employee and social media expert with over 15 years' experience working in digital media. He has worked with some of the biggest organisations in the world and has a wealth of knowledge in understanding how social media platforms work and how they engage their audience.



SOURCES: <http://facebook.com>, <https://www.independent.co.uk/life-style/social-media-addiction-young-children-under-five-youtube-instagram-a895411.html>, <https://www.independent.co.uk/life-style/health-and-families/cyberbullying-social-media-children-abuse-facebook-research-ofcom-ico-a8936366.html>, <https://theveglab.com/stories/how-social-media-affects-our-ability-to-communicate/>, <https://www.care.com/cin-gb/stories/427515-dangers-of-social-media-to-discuss-with-you/>

[www.nationalonlinesafety.com](http://www.nationalonlinesafety.com) Twitter - @natonlinesafety Facebook - /NationalOnlineSafety

Users of this guide do so at their own discretion. No liability is entered into. Current as of the date of release: 29.01.2020

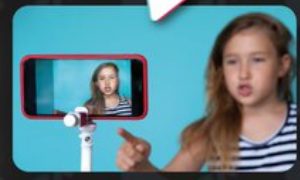




TikTok is a video-sharing social media app available on iOS and Android which lets users create, share, and view user created videos much in a similar manner to Facebook, Instagram and Snapchat. It's main draw, however, is that users can record and upload bite-sized looping videos of themselves lip-syncing and dancing to popular music or soundbites, often for comedic effect, which can then be further enhanced with filters, emojis and stickers. TikTok has been designed with the young user in mind and has a very addictive appeal. At the beginning of 2019 it skyrocketed in popularity to become the iOS store's most downloaded app with over 33 million downloads. Estimates suggest that it now has anything between 500 million and over 1 billion monthly active users worldwide.



# What parents need to know about TIKTOK



## MATURE CONTENT

On the iOS store, TikTok is listed as 12+. On the Google Play Store it is rated as 'Parental guidance recommended'. When signing up for the app, it's possible to lie about your age without any form of verification. As children scroll through their feed, most of the videos they're likely to come across are lighthearted or funny takes on dance routines which are designed to make people laugh. However there has been a slew of videos which have been reported for featuring drug and alcohol abuse, self-harm and sexual content, including young teens dressing overtly sexually and behaving suggestively. Given the deluge of material uploaded to TikTok every day, it's impossible to moderate everything and it can be quite common to come across explicit content on the 'for you' feed when logging into the platform.

## INAPPROPRIATE MUSIC

TikTok revolves around creating music videos through lip-syncing and dancing. Inevitably, some of the music featured by users will contain explicit or suggestive lyrics. Given the undeniably young user base, there is a risk that children may look to imitate the explicit language they hear or the suggestive actions they see when viewing others user's videos on the app.

## TIKTOK FAME

TikTok is very image focused and there is a notable preoccupation with appearing cool and attractive. Many teenagers now attempt to go viral and become what's known in-app as 'TikTok famous'. TikTok (and its predecessor musical.ly) has spawned its own celebrities - social media stars Loren Gray and Jacob Sartorius have been catapulted to fame through their initial exposure on the app. Obviously, most budding influencers looking to become the next big thing will be disappointed, but this may have the knock-on effect of making them go to more and more drastic lengths to get noticed.

## ONLINE PREDATORS

As a social network, TikTok makes it easy to connect with other users. This includes the ability to comment on and react to other user's videos, follow their profile and download their content. Be aware that by default, any user can comment on your child's video if their account is set to public. Most interactions are harmless enough but as an app, TikTok is prone to predators because of the abundance of younger users.

## ADDICTIVE NATURE

Social media is designed to be addictive and TikTok is no different. It can be fun and hugely entertaining. However, it is also because of this that it can be hard to put down. In addition to the short, punchy nature of the looping video format, the app's ability to keep you guessing what will come on screen next makes it easy to turn a five-minute visit into 45-minute visit.

## IN-APP PURCHASES

Aside from the content, there's also the option to purchase in-app extras called 'TikTok coins'. Prices range from £0.99 for 100 coins to an eye-watering £93.99 for 10,000 coins. TikTok coins are used to purchase different emojis to reward content creators that a user finds funny or entertaining. In the iOS version of the app you can disable the option to buy TikTok coins but this sadly doesn't seem to be a feature in the Android version.



# Safety Tips For Parents

## TALK ABOUT ONLINE DANGERS

Assuming your child is above the age limit to use the app, make sure you also take the time to talk to them about what they are seeing on the app. Have a dialogue, get them to give you their opinion on what is appropriate and model the correct behaviour for them. Go over why they shouldn't give out private information or identifiable photos and be positive and understanding of them. In the long run, getting them to think critically about what they're seeing goes a long way to keeping them social media savvy.



## USE PRIVACY SETTINGS

Undoubtedly, the easiest way to safeguard your child on TikTok is to make sure their account is set to private. This means only those users your child approves can view, like, and follow their content. Setting the account to private may clash with your child's goal of social media stardom, but it will keep their account secure from strangers. This setting can be enabled under the privacy and safety menu by pressing the ellipsis in the 'me' tab of the app. To be extra safe, there are additional controls available to toggle such as who can send comments and messages, among other options.



## ENABLE RESTRICTED MODE

In the digital wellbeing section there's the ability to turn on restricted mode using a PIN. Restricted mode filters out content that is not age appropriate although it should be noted that this isn't always 100% fool proof. When enabling restricted mode, parents should still be vigilant to what their child is watching and take note that the algorithm moderating content is not infallible.



## EXPLORE AND LEARN YOURSELF

Understanding and learning the app yourself is a great way to get to grips with TikTok. You could then even use the app with your child and watch some videos with them. If you are the parent of a teen, even if it does not make you popular, keep a close eye on what they're viewing and sharing. That said, it's a brilliant chance to turn it into a bonding opportunity with your child also. You could even unleash your inner performer and make videos with them while (more importantly) keeping them safe online.



## LEARN HOW TO REPORT AND BLOCK INAPPROPRIATE CONTENT

With the proper privacy settings in place, TikTok can be a safe space for your child to express themselves. However, just in case something does manage to slip through, make sure your child knows how to recognise and report content that isn't appropriate and get them to come to you about what they have seen. TikTok allows users to report offenders and comments within the app. You can also block individual users by going on their profile.



## MODERATE SCREEN TIME

As entertaining as TikTok is, you can help your child moderate their time on the app by making use of the digital wellbeing section. Under the screen time management option, you can limit the daily allotted time allowed on the app in increments ranging from 40 to 120 minutes. You can also lock this preference behind a PIN number which has to be inputted in order to then exceed the daily time limit. This way your child can get their daily dose of memes without wasting away the day.



## Meet our expert

Pete Badh is a writer with over 10+ years in research and analysis. Working within a specialist area for West Yorkshire Police, Pete has contributed work which has been pivotal in successfully winning high profile cases in court as well as writing as a subject matter expert for industry handbooks.



## \*NEW FOR 2020\* FAMILY SAFETY MODE

TikTok Family Safety Mode allows parents to link their own TikTok account to their child's. It's a great way to oversee your child's digital wellbeing by giving you direct control over their safety settings and being able to remotely turn features on and off. This includes managing screen time, the ability to send and receive direct messages (and with whom) and the ability to restrict the appearance of content that might not be age appropriate.



SOURCES: [www.tiktok.com](http://www.tiktok.com)

[www.nationalonlinesafety.com](http://www.nationalonlinesafety.com) Twitter - @natonlinesafety Facebook - /NationalOnlineSafety Instagram - @NationalOnlineSafety

Users of this guide do so at their own discretion. No liability is entered into. Current as of the date of release: 20.02.2020



**LIVE**

REC

**AGE RESTRICTION**  
**13+**

**WHAT IS HOUSEPARTY?**

Houseparty is a live streaming app described as a face-to-face social network where people 'drop in' on each other to video chat, leave messages and hang out in groups. In the UK alone, there is an estimated 1.5 million people using the app, more than half of which are under the age of 24. Houseparty is available for iOS, Android and macOS, and it's important to note that children under the age of 13 must have a parent's permission to access the services, however, no proof of age required to create an account.

**HOW DO YOUNG PEOPLE USE IT?**

Each time the app is opened, your child will be instantly connected to other users who are also on the app. Users can create group conversations of up to eight people at one time. Each time a person joins, the screen splits to show everyone who is part of the conversation. Your child can add contacts via phone numbers, search for their usernames, and share a link to their profile. They can have as many rooms as they want and move from chat to chat by swiping across the screen. Along with this functionality comes a few associated risks to be aware of...

**LIVE**

**What parents need to know about Houseparty**

**"STRANGER DANGER"**

Friends of friends can join conversations on the platform without the need to be connected or known to all the other users in the chat. Houseparty calls this feature 'Stranger Danger'. While it does alert users when individuals they may not know enter their chat room, it also suggests strangers might be a reason for 'party time'. There's also the danger of people attempting to deliberately mislead others by using false names or usernames.

**SEXUALISED MESSAGES**

People may use live streaming apps such as Houseparty to engage in inappropriate or illegal activities. There have been concerning reports directly linked to Houseparty, including one incident where two Mancunian children aged 11 and 12 were reportedly targeted by men exposing themselves back in 2017. Outside of their close friendship group, it's also important to note that friends of friends can also connect with your child via the app, which may include people with this intention.

**CONTENT BEING SHARED**

The 'facemall' feature lets users share moments from their Houseparty conversations by recording and sharing 15-second snippets of chats. They also have the option to save these moments to their gallery. For privacy purposes, every member of the group will see a notification if another member is recording - this could be a concern if your child shares something in the live chat they may later regret. Once recorded, they lose control over the video and how it is used.

**CYBERBULLYING**

Cyberbullying is when people use technology to harass, threaten, embarrass, or target another person. Group chats can be used by bullies to make negative or hurtful comments which may cause offence or be harmful to others in the group. Exclusion from friendship groups within the platform may make your child feel sad and left out/socially excluded.

**OVERSHARING PERSONAL INFORMATION**

Children often don't understand the risks involved in giving out too much personal information in a live stream or within their profile. They may also be less protective of personal details during online conversations. One example of this within a live chat could be their background revealing information about where they live or go to school without realising.

**IN-APP PURCHASES**

By tapping on the dice icon your child can play a game called 'Heads Up!' where one person gives clues to describe someone or something and the other players guess. Three cards are included for free but additional decks cost real money. There's the potential for your child to get carried away playing the game while working up a small fortune.

**LIVE** **Top Tips for Parents** **LIVE**

**SAFER CONVERSATIONS**

With live streaming being such a popular feature on apps, it is important that you are aware of the dangers associated with it in order to protect your child effectively. Have regular and honest conversations with your child about what apps they are using and how they are using them. It may be a good idea to have your child show you how they use Houseparty and how to navigate through the platform so you are aware of how it works.

**CHECK COMMUNICATIONS**

Also, it's important to be aware of who is on their friends list and who they are communicating with. Remind your child to not communicate with people they do not know and trust. If they experience something on the app that makes them feel uncomfortable then they should tell a trusted adult immediately. Remind your child that if they get an invite to join a Houseparty room from someone they don't recognise, then they should ignore the request.

**'LOCK' ROOMS**

In regards to communicating with users on the platform, we advise that your child uses the 'lock' feature to make their conversations private. This means that other users, especially strangers, can't join their conversations.

**PROTECT THEIR PRIVACY**

Your child may unknowingly give away personal information during a live stream, including their location. Talk to them about what constitutes 'personal information' and make sure they do not disclose anything to anyone during a live stream, even to their friends. Advise them to remove any items in their live stream (school uniform, street name, posters etc.) that could potentially expose their location or personal information. Check your child's privacy settings thoroughly. You have the option to opt out of certain uses and disclosures of personal information, such as turning off the app's location sharing option.

**PROTECTING YOUR CHILD'S DIGITAL FOOTPRINT**

As the videos are live, it may lead to the misconception that whatever happens in the video will disappear once the live stream ends. All content shared on the app can be recorded or screenshotted and shared to a wider community. It is important that your child knows that what they do now may affect their future opportunities. In addition to this, the video chats can't be reviewed later which means unless a parent or carer is sitting nearby during a call, they won't know what has been said. It's worth bearing in mind that parents can see when their child has last communicated with someone and for how long for under the 'We Time' feature.

**REMOVE LINKS TO OTHER APPS**

Users can link their account to both Facebook and Snapchat, or can simply share a link to their profile. We advise that you remove these links and remind your child not to publicly share access to their online profiles as there is the potential for strangers to get hold of your child's information or communicate with them.

**BE PRESENT**

A study conducted by the Internet Watch Foundation (IWF) found that 96% of streams showed a child on their own, often in their bedroom or bathroom. If your child is going to conduct a live stream, ask them if you could be present for it. This will give you a greater understanding of what your child is doing during their live streams and who they are streaming to.

**REPORTING AND BLOCKING**

If your child faces a problem while using the app they can report direct to the platform by shaking their phone. A prompt will pop up allowing you to report issues immediately by clicking on the 'report now' button. They also have the option to report and block users directly on the user's profile.

SOURCES: <https://www.thetimes.co.uk/article/houseparty-the-chat-app-thats-talking-over-facebook-mkpm3cm>  
<https://www.iwf.org.uk/>

SEE ALSO: LIVE STREAMING GUIDE FOR PARENTS

**National Online Safety** *A whole school community approach to online safety*  
[www.nationalonlinesafety.com](http://www.nationalonlinesafety.com)  
Email us at [hello@nationalonlinesafety.com](mailto:hello@nationalonlinesafety.com) or call us on 0800 368 8061

